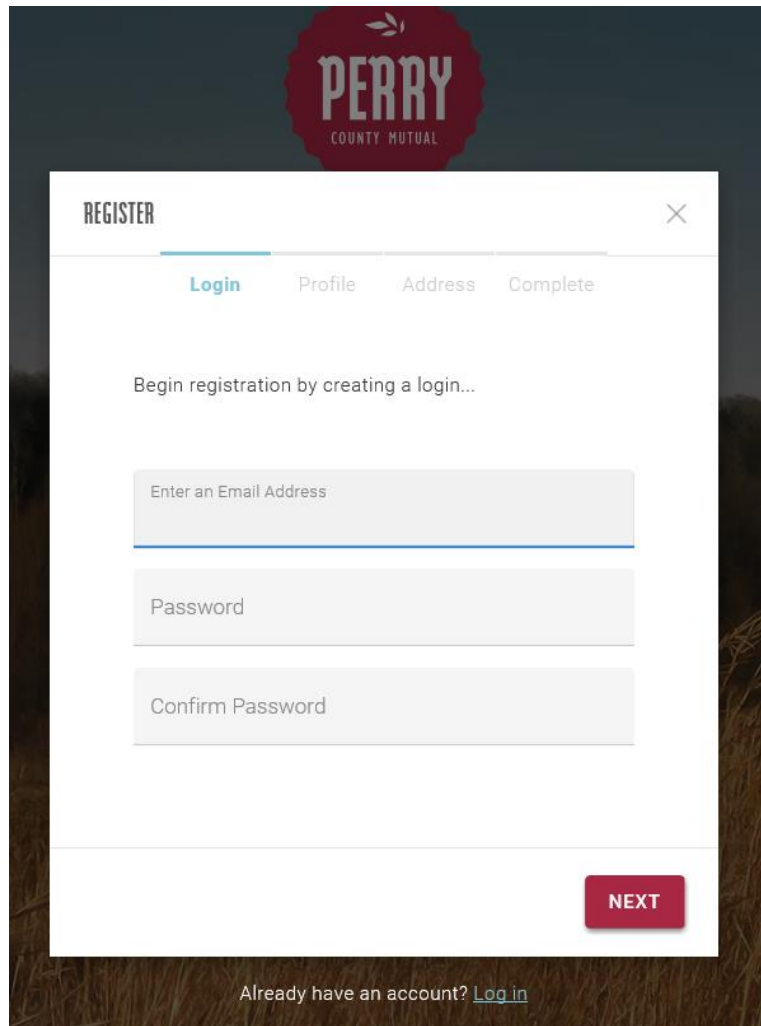


Registration

This information will be used to access the Online Payment system.

Enter Email and set the password. The email address entered here will be used for a **login name** and the **email address** where any email will be sent. (Confirmation email and payment receipts from Perry County)

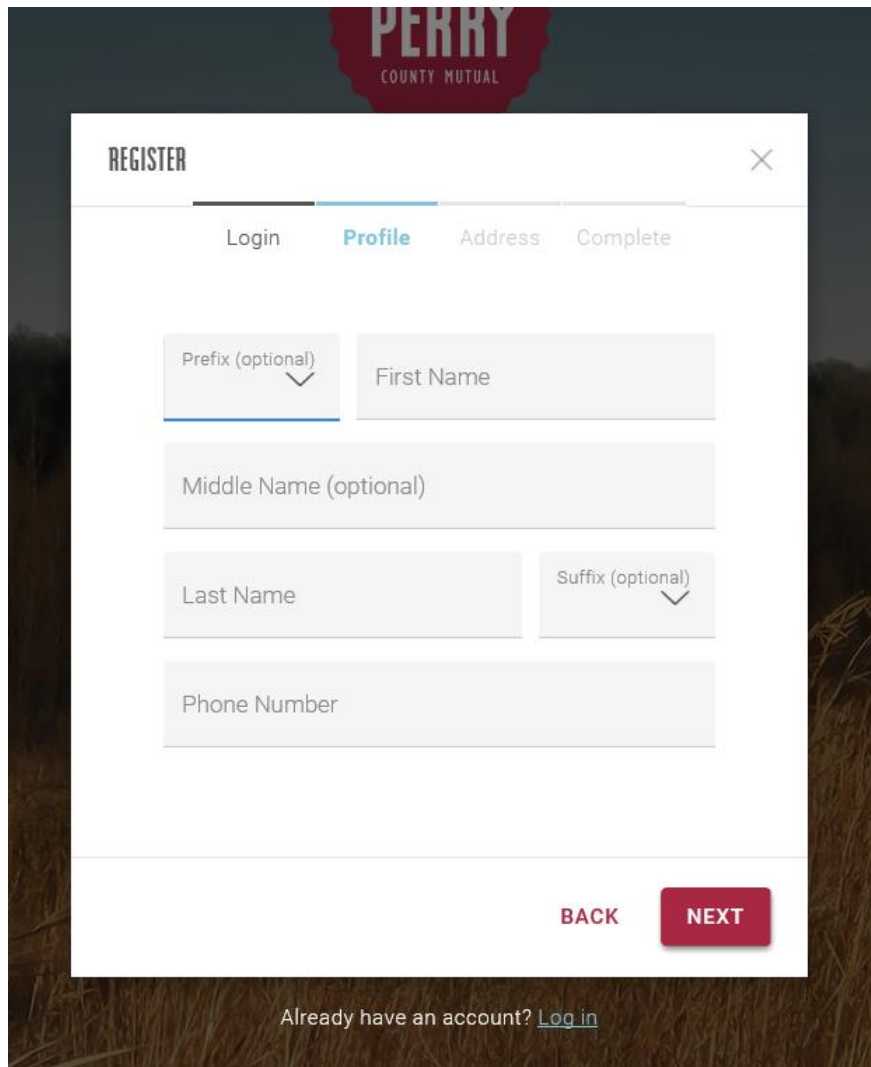
Then press Next



The image shows a registration form for Perry County Mutual. At the top, there is a logo for Perry County Mutual. The form is titled "REGISTER" and has a close button (X) in the top right corner. Below the title, there are four tabs: "Login" (which is selected and highlighted in blue), "Profile", "Address", and "Complete". The main text of the form says "Begin registration by creating a login...". There are three input fields: "Enter an Email Address", "Password", and "Confirm Password". At the bottom right of the form, there is a red button labeled "NEXT". Below the form, there is a link that says "Already have an account? [Log in](#)".

Enter Name and Phone Number

Then press Next

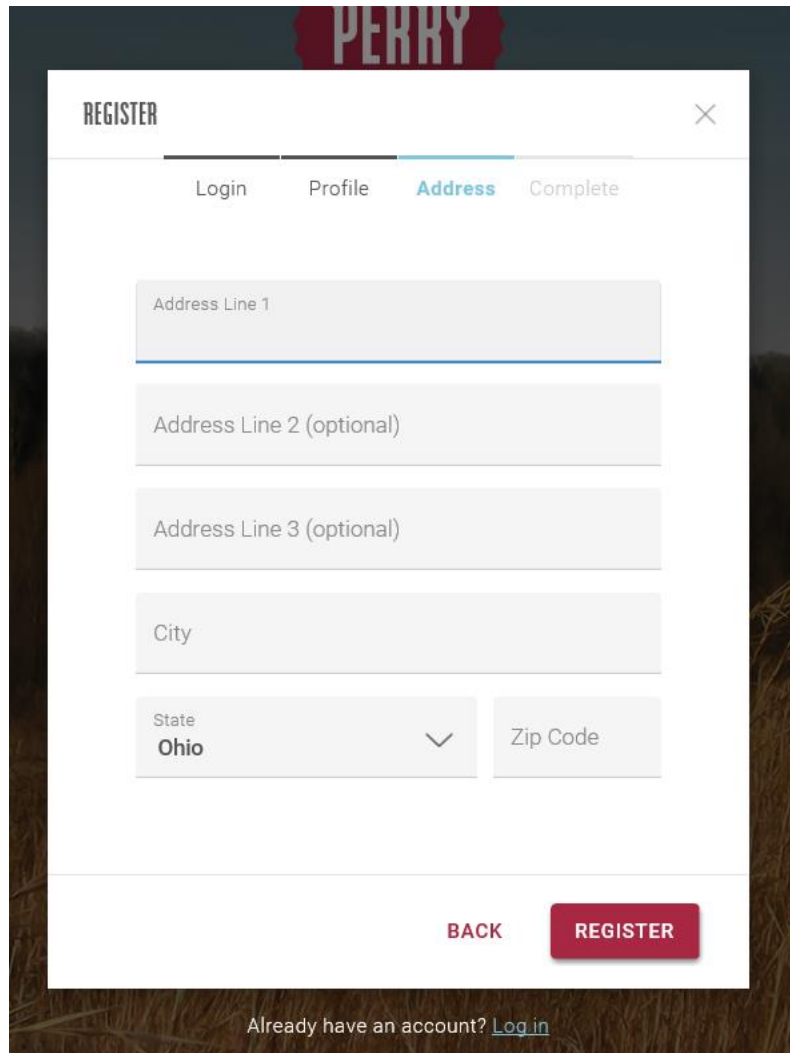


The image shows a mobile registration form for Perry County Mutual. At the top, the Perry County Mutual logo is visible. The form is titled "REGISTER" and has a close button (X) in the top right corner. Below the title, there are four tabs: "Login", "Profile" (which is selected and highlighted in blue), "Address", and "Complete". The form contains several input fields: a dropdown menu for "Prefix (optional)", a text field for "First Name", a text field for "Middle Name (optional)", a text field for "Last Name", a dropdown menu for "Suffix (optional)", and a text field for "Phone Number". At the bottom right of the form, there are two buttons: "BACK" and "NEXT". Below the form, there is a link that says "Already have an account? [Log in](#)".

Perry County Mutual - Online Payment Registration and Login

Enter Mailing address.

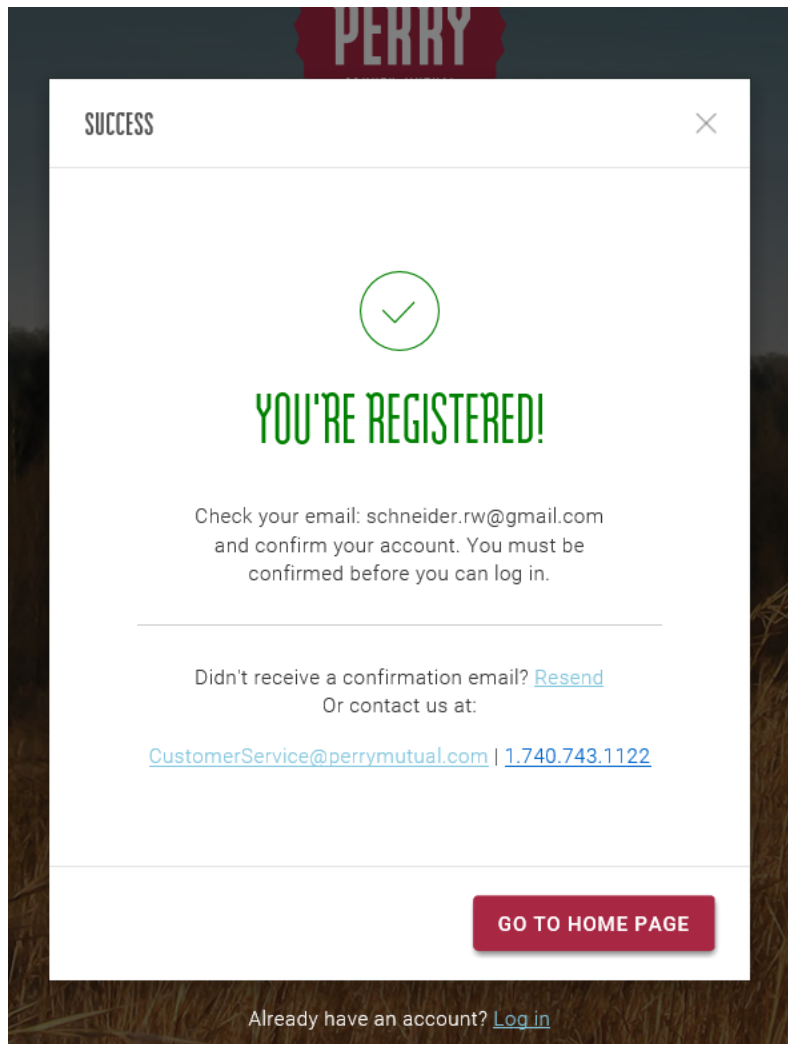
Press "Register" to Finalize the registration.



The screenshot shows a mobile application interface for registration. At the top, there is a dark header with the word "PERRY" in white. Below this is a white modal window titled "REGISTER" with a close button (X) in the top right corner. The modal has a progress bar with four steps: "Login", "Profile", "Address" (which is highlighted in blue), and "Complete". The "Address" step contains several input fields: "Address Line 1", "Address Line 2 (optional)", "Address Line 3 (optional)", "City", "State" (a dropdown menu currently showing "Ohio"), and "Zip Code". At the bottom of the modal, there are two buttons: "BACK" and "REGISTER". Below the modal, there is a link that says "Already have an account? [Log in](#)".

Registered

After the pressing the “Register” button on the previous page, an email will be sent to the email address supplied. Open your email and wait for the email to come in. *(The time for the email to be delivered can be a few seconds to several minutes. Be patient. If after maybe 10 minutes, try the resend button, if the email has not arrived.)*



The email will have the subject line of “Confirm your account”.

Email subject line example:



Confirmation

Click on the “blue” Link to confirm your account.

Confirm your account

[Please confirm your account by clicking this link.](#)

Perry County Mutual Fire Insurance Company

DISCLAIMER: This email and any files transmitted with it are confidential and intended solely for the use of the individual named in the message. If you are not the named addressee you should not disseminate, distribute or copy this e-mail. Please notify the sender immediately if you have received this e-mail by mistake. Any reliance on the contents of this information is strictly prohibited.

After pressing the confirmation link, the Perry Mutual Website will be automatically brought back up in the browser, with the message that the account has been confirmed. Press either the **Login** button (*to login to access the account*) or press **“GO TO HOME PAGE”** (*returns to initial webpage*).

