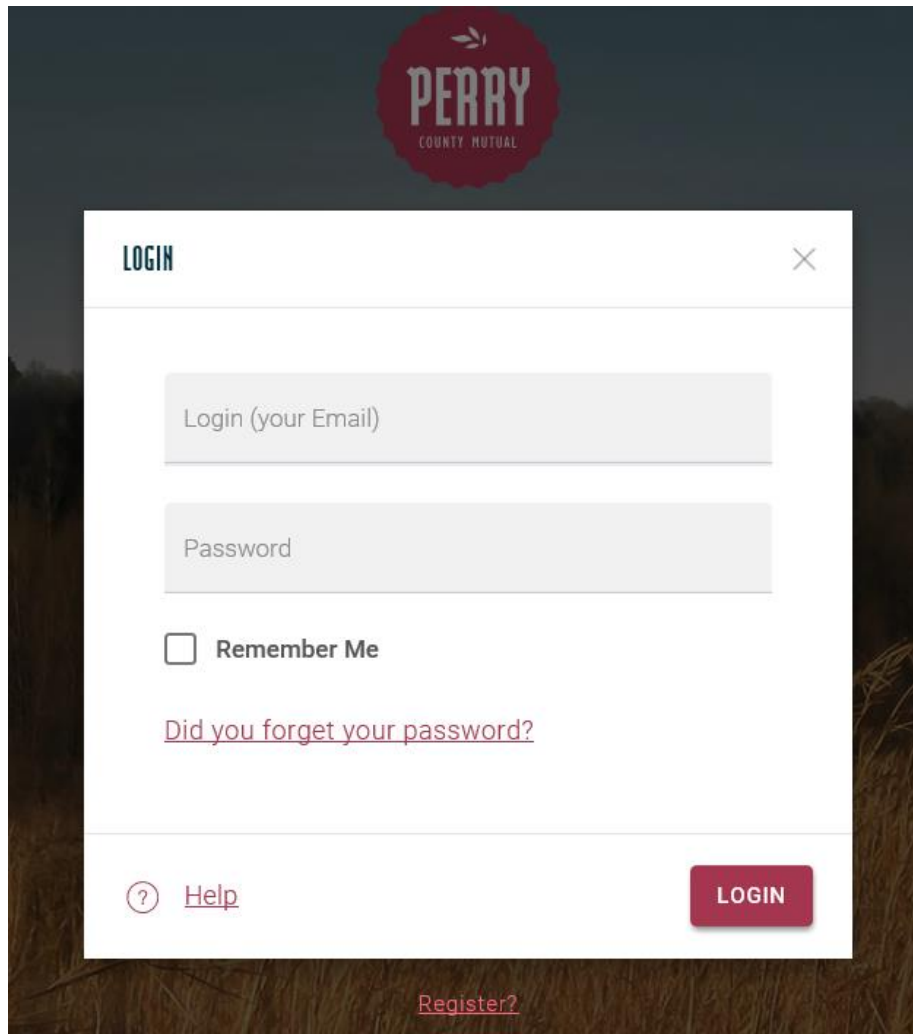


Login Page

Enter the registered email address and password.



LOGIN

Login (your Email)

Password

Remember Me

[Did you forget your password?](#)

[?](#) Help

LOGIN

[Register?](#)

Remember Me – If selected will save the login / password combination for future logins. If selected the login and password will be automatically filled in when this login page is displayed.

Forgotten password – Press the link “Did you forget your password?”. If pressed, a screen will be displayed allowing the resetting of the password. (See section later in this document for Password Reset.)

Login Messages

LOGIN ×

Login (your Email)
JohnDoe@sampleemail.com

Login failed, please contact the office.

Password

If above message appears when the logging in, the account has been set to IN-ACTIVE. To determine why the account is inactive, contact Perry Mutual.

Login (your Email)
abc@gmail.com

Login not found.

Login email has not been registered. Enter correct email or try registering.

Login (your Email)
JohnDoe@sampeemail.com

You have not confirmed your email [Resend Confirmation](#)


Password

Email address has been added, but the confirmation email has not been replied to. To resend the confirmation email, click on the “[Resend Confirmation](#)” link. **Make sure that your email/anti-virus will allow mail from PerryMutual.com.**

If there are still issues confirming the email, Contact the Perry Mutual Office.

Success - Logged In

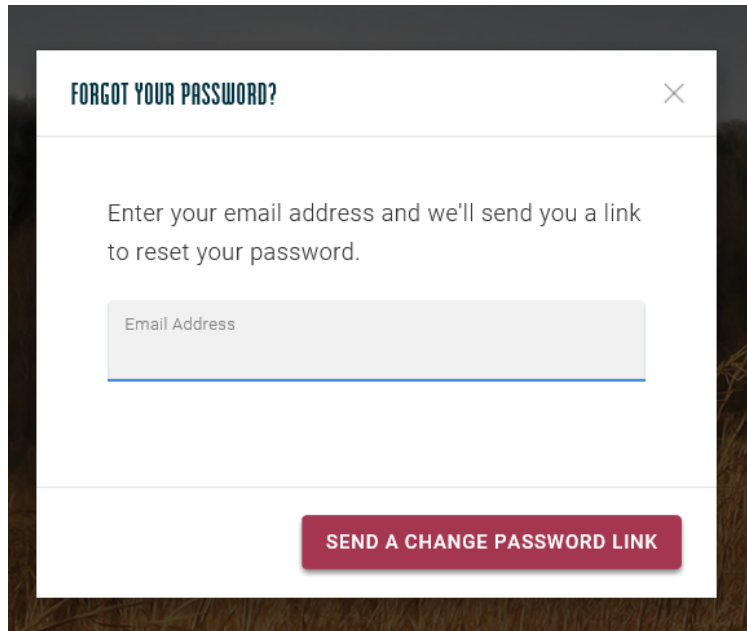
When successfully logged in the webpage will look display the users account.



To view the account, Click on the “My Account” label at the top right corner of the screen. The user’s profile will be displayed.

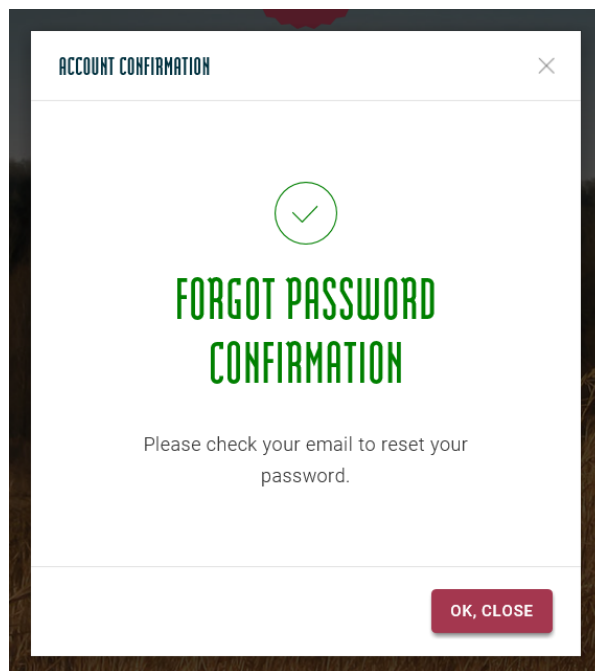
Password Reset

For forgotten passwords, enter the email address and an email will be sent with a link that allows the password to be changed.



Confirmation an email has been sent

This is a confirmation that an email has been sent. Check the email inbox for the Password Reset email.



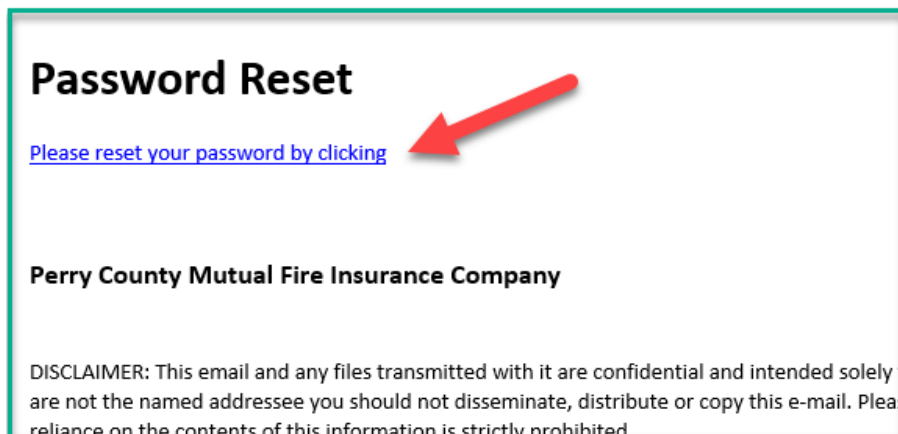
Reset Password – Email Inbox

Look in the inbox of your email for an email from Perry County (admin@perrymutual.com). Open the email and it contains a link that allows for the entry of a new password.

FROM	SUBJECT	RECEIVED
admin@perrymutual...	Reset Password	Tue 2

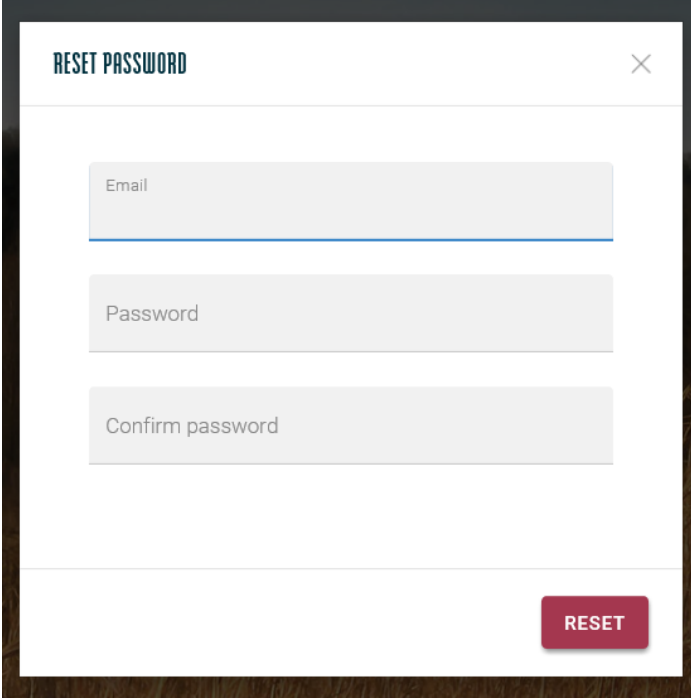
Reset Password Email

Below is a sample of the email to reset the password. Click on the blue link “Please reset your password by clicking”. This will bring up a screen to allow the entry of a new password.



Reset Password

Enter the email address with new password and confirmation password. Then press reset.



The screenshot shows a modal window titled "RESET PASSWORD" with a close button (X) in the top right corner. Below the title are three text input fields labeled "Email", "Password", and "Confirm password". At the bottom right of the modal is a red button labeled "RESET".

Success – Password Updated

When updated the following screen will be displayed. Press the “click here to log in” link to return to login page.

